


BIBLE STUDY

February 20, 2018




DAVID ON THE RUN

1 SAMUEL 20-31

A series of several parallel white lines of varying thicknesses, slanted diagonally from the bottom right towards the top right, crossing the right side of the text.

1 SAMUEL

- ▶ Tradition holds Samuel as the author; completed by Nathan & Gad (1 Chronicles 29:29)
 - ▶ Part of Deuteronomistic History (Israel's journey from conquest to destruction)
 - ▶ Transition to Centralized Leadership
 - ▶ Pro-Davidic Tone
- 

RECAP

The image features a solid blue gradient background. In the center-left, the word "RECAP" is written in a clean, white, sans-serif font. On the right side, several thin, white, parallel lines are drawn diagonally from the bottom-left towards the top-right, creating a sense of motion or a modern design element.

7 CHAPTERS OF RUNNING



THE LOGIC OF FEAR:
1 SAMUEL 21:10-15

A decorative graphic consisting of several parallel white lines of varying thicknesses, slanted diagonally from the bottom-left towards the top-right, located in the lower right quadrant of the slide.

SAUL FIGHTING DAVID &
DAVID FIGHTING THE PHILISTINES:
1 SAMUEL 22:11 – 23:5

A decorative graphic consisting of several parallel white lines of varying thicknesses, slanted diagonally from the bottom-left towards the top-right, located on the right side of the slide.

DAVID SPARING SAUL:
1 SAMUEL 24:1-7


A decorative graphic consisting of several parallel white lines of varying thicknesses, slanted diagonally from the bottom-left towards the top-right, located in the lower right quadrant of the slide.

DAVID'S FEAR RESURFACING:
1 SAMUEL 26:21-25; 27:1-2

DAVID AT ZIKLAG:
1 SAMUEL 30

A decorative graphic consisting of several parallel white lines of varying thicknesses, slanted diagonally from the bottom-left towards the top-right, located in the lower right quadrant of the slide.

DAVID'S TRIUMPH &
SAUL'S DOWNFALL:
1 SAMUEL 31

A decorative graphic consisting of several parallel white lines of varying thicknesses, slanted diagonally from the bottom-left towards the top-right, located in the lower right quadrant of the slide.

RECAP: HOW TO HANDLE FEAR

- ▶ You've already gotten farther than you were expected to go
 - ▶ Your enemies only strengthen when you're getting closer to success
 - ▶ Difficult transitions aren't always about you
- 